




Match the *Interactive English* lesson day to the corresponding page in *Pronunciation Fun* and topic number in *The Immigrant Guide*.

1B



Interactive English	Pronunciation Fun	Immigrant Guide
Day 1	Page 2 (th/t)	Topic # 101
Day 2	Page 5	Topic # 97
Day 3	Page 10	Topic # 73
Day 4	Page 20	Topic # 108
Day 5	Page 6	Topic # 113
Day 6	Page 13	Topic # 115
Day 7	Page 4	Topic # 119
<b>Day 8 Review and Test</b>		
<b>Day 9 Field Trip</b>		
Day 10	Page 18	Topic # 105
Day 11	Page 22	Topic # 30
Day 12	Page 20	Topic # 102
Day 13	Page 17	Topic # 1
Day 14	Page 14	Topic # 57
Day 15	Page 19	Topic # 20

**Day 16 Review and Test**

## How to Use

These expansions are for teachers to lead students. Review the Interactive English lesson, then select the recommended **Pronunciation Fun** and/or **Immigrant Guide** activity to use either before, during or after the lesson. We recommend that you use **Pronunciation Fun** before lesson activities.

### FAQs

- Q. How much time should I spend on **Pronunciation Fun** in each class?  
A. 10 minutes each on average.
- Q. When should I bring up **Pronunciation Fun**?  
A. Ideally, before the sounds are part of the lesson. If the students work on pronunciation first, they will say the words correctly during the activities.
- Q. How do I use **Pronunciation Fun**?  
A. See the teacher instructions in the first two pages of the book. There are free videos for at-home or in-class practice at [www.unitingresources.org/audio](http://www.unitingresources.org/audio). Check our Live Online webinar schedule for workshops. [www.unitingresources.org/webinars](http://www.unitingresources.org/webinars)
- Q. **The Immigrant Guide** is difficult for my beginner students. What should I do?  
A. We recommend using **The Immigrant Guide** for levels 3 and up. It is possible to use it in levels 1 and 2 if you keep it very simple. Adjust the content by focusing on a few key words and/or images. Act out things when possible, use props/pictures, be creative. If a topic is too difficult - skip it!
- Q. Are these tools for tutors or group teachers?  
A. Both!