




Match the *Interactive English* lesson day to the corresponding page in *Pronunciation Fun* and topic number in *The Immigrant Guide*.

4B



Interactive English	Pronunciation Fun	Immigrant Guide
Day 1	Page 3	Topic # 83
Day 2	Page 4	Topic # 126
Day 3	Page 2	Topic # 103
Day 4	Page 20	Topic # 13
Day 5	Page 19	Topic # 38
Day 6	Page 1	Topic # 58
Day 7	Page 2, 9	Topic # 49

Day 8 Review and Test

Day 9 Field Trip

Day 10	Page 12	Topic # 61
Day 11	Page 4	Topic # 67
Day 12	Page 22	Topic # 115
Day 13	Page 10	Topic # 23
Day 14	Page 15	Topic # 31
Day 15	Page 21	Topic # 36

Day 16 Review and Test

How to Use

Use this as a guide. Your students don't need to see this. If your student(s) prefer to discuss a different topic or practice different pronunciation sounds, by all means focus on what is most relevant to them!

FAQs

Q. How much time should I spend on Pronunciation Fun and The Immigrant Guide in each class?

A. 5-10 minutes each on average.

Q. When do I bring up The Immigrant Guide topic?

A. After the Culture Tip on the 3rd page of each lesson.

Q. How should I discuss The Immigrant Guide topic?

A 1. Have students read the section silently or aloud to themselves while walking around the room (this is a nonthreatening way to get them to practice reading aloud).

and 2. You read the section aloud and demonstrate the pronunciation and explain vocabulary.

3. Have students read aloud in pairs, switching after each sentence.

4. Optional - Ask comprehension questions, use props, prompt discussions about their experience, get creative. For higher levels use the Conversation Booklet.

Q. When should I bring up Pronunciation Fun?

A. Anytime, but it's best to bring it up when that sound comes up in the lesson.

Q. How do I use Pronunciation Fun?

A See the teacher instructions in the first two pages of the book. There are free videos for at-home practice at <https://intercambio.org/curriculum-and-resources/admin-teacher-tools/>

Q. Are these tools for tutors or group teachers?

A Both!