




Match the *Interactive English* lesson day to the corresponding page in *Pronunciation Fun* and topic number in *The Immigrant Guide*.

6A



Interactive English	Pronunciation Fun	Immigrant Guide
Day 1	Page 1	Topic # 97
Day 2	Page 2	Topic # 104
Day 3	Page 22	Topic # 50
Day 4	Page 8	Topic # 124
Day 5	Page 18	Topic # 120
Day 6	Page 3	Topic # 100
Day 7	Page 16	Topic # 11
Day 8 Review and Test		
Day 9 Field Trip		
Day 10	Page 21	Topic # 23
Day 11	Page 19	Topic # 33
Day 12	Page 7	Topic # 44
Day 13	Page 20	Topic # 17
Day 14	Page 17	Topic # 14
Day 15	Page 13	Topic # 103

Day 16 Review and Test

How to Use

Use this as a guide. Your students don't need to see this. If your student(s) prefer to discuss a different topic or practice different pronunciation sounds, by all means focus on what is most relevant to them!

FAQs

Q. How much time should I spend on Pronunciation Fun and The Immigrant Guide in each class?

A. 5-10 minutes each on average.

Q. When do I bring up The Immigrant Guide topic?

A. After the Culture Tip on the 3rd page of each lesson.

Q. How should I discuss The Immigrant Guide topic?

A 1. Have students read the section silently or aloud to themselves while walking around the room (this is a nonthreatening way to get them to practice reading aloud).

and 2. You read the section aloud and demonstrate the pronunciation and explain vocabulary.

3. Have students read aloud in pairs, switching after each sentence.

4. Optional - Ask comprehension questions, use props, prompt discussions about their experience, get creative. For higher levels use the Conversation Booklet.

Q. When should I bring up Pronunciation Fun?

A. Anytime, but it's best to bring it up when that sound comes up in the lesson.

Q. How do I use Pronunciation Fun?

A See the teacher instructions in the first two pages of the book. There are free videos for at-home practice at <https://intercambio.org/curriculum-and-resources/admin-teacher-tools/>

Q. Are these tools for tutors or group teachers?

A Both!