












Resources	Neighbor	Friend	Family
Print Materials + Program Kits <i>Confidence and Connections</i> curriculum, <i>The Immigrant Guide</i> , <i>Pronunciation Fun</i> , Community Conversations Kit, etc.	Product Fees	Product Fees	Product Fees
"How To" Videos Brief, concise training videos for program administrators, teachers and students; open access on website			
"Live Online Webinars" Live Online (LO) subject areas include relevant themes for teachers, program administrators and, development staff, generally offered in October, February and, April Also includes library of recorded LO webinars	Access with fee		
Customizable Tools Intake forms, program evaluation forms, student orientation packet, etc.			
1 hr. Live Online (LO) Webinar scheduled for your organization and program coaching 1 LO Webinar scheduled for your organization from the current year's topics OR 2 hours of program coaching		Includes 1 LO or 2 hours of coaching	Includes 1 LO and 2 hours of coaching
Comprehensive <i>Confidence and Connections</i> Teacher Training The online teacher training course includes recorded modules, assignments and self-paced slides for a total of approximately 7 hours of training. Available to an unlimited number of teacher participants from your organization.			
Invitation to annual (virtual!) conference and networking conversations for program administrators and volunteer teachers		Attend entire conference for only \$25 per participant.	All administrators and teachers attend for free.
Periodic sales on print materials Includes 10% off digital view annual subscription			
Annual Impact Report Summary of collective data from Family Partners – a valuable evaluation and fundraising tool for organizations			
Annual Membership Cost	N/A	\$150	\$250- \$750* + commitment to sharing data**

***Fee Structure for Family Membership Level**

- \$250 — Organizational budgets under \$100K
- \$500 — Organizational budgets \$100K-\$500K
- \$750 — Organizational budgets over \$500K

Scholarships are available for a discounted membership at the Family level.

o Network Member 1-year scholarship: Scholarship will cover 75% of annual dues for one year and include 1 additional coaching hour

o Network Member Fellowship: First year dues are covered at 100%, second year dues are covered at 50%, third year dues are covered at 25%; and includes 1 additional coaching hour annually

**Data about your program will be collected through a pre- and post- survey (upon joining as a Family Partner, and annually thereafter) and will include questions related to program participation, retention and outcomes. The Annual Impact Report will summarize collective data and be shared with Family Partners. We see this as a valuable tool for your program's evaluation and fundraising.